

Vuma

**A truly South African
reading instruction programme
developed to inspire a love of reading**





Learn more about Vuma

Introducing Vuma	1
Vuma reading levels	2
Core components	3
Readers	4
Workbooks	6
Impacting reading outcomes	8
Teacher's Guides	10
Additional resources	12
Vuma classroom boxes	13
Vuma classroom packs	16

Free Vuma
poster inside!



Introducing Vuma

Vuma is a carefully levelled, South African reading instruction programme that will inspire a love of reading from an early age. The programme will enable teachers to assess, monitor and support reading and comprehension progress easily and effectively.


The programme is available in Afrikaans, isiXhosa, isiZulu and Sepedi Home Languages as well as English First Additional Language.

Why choose Vuma?

The **Vuma** Programme features:

- ◇ enjoyable characters
- ◇ stories with strong visual cues
- ◇ careful levelling
- ◇ structured word lists
- ◇ lots of opportunities for practice.

We have worked closely with schools and teachers to ensure that **Vuma** provides learners and teachers with the tools required to improve reading with understanding. Feedback and recommendations from teachers have been included as much as possible, further proving that **Vuma** truly aims to meet the needs of learners and teachers in South African classrooms.



Yuma reading levels



Level 1: 1-word or 2-word phrases per page; strong visual cues. Lots of repetition.



Level 2: 1–2 phrases / short sentences per page; strong visual cues. Introduces question sentence structure. Lots of repetition.



Level 3: 1–2 longer phrases or sentences per page; strong visual cues. Has question sentences. Lots of repetition.



Level 4: 1–2 varied phrases / sentences per page. Has question sentences. Lots of repetition.



Level 5: 1–3 sentences per page; strong visual cues. Some direct speech. Lots of repetition.



Level 6: 1–4 sentences per page; strong visual cues. Direct speech and past tense. Lots of repetition.



Level 7: 1 paragraph (1–5 sentences) per page; strong visual cues. Uses direct speech and past tense. Introduces information-style texts.



Level 8: 1–2 short paragraphs; some visual cues on each page. Varied text styles.



Level 9: 1–2 short paragraphs; more complex language structures and some visual cues. Varied text styles.



Level 10: 1–2 longer paragraphs; more complex language structures and some visual cues. Varied text styles.



Level 11: 2–3 paragraphs per page. Limited visual cues. Varied text styles.



Level 12: 2–4 paragraphs per page. Limited visual cues. Varied text styles.

The **Vuma** Programme is divided into 12 reading levels.

The number of books and resources at each level gives learners enough practice to consolidate what they have learnt before moving on to the next level.

The increase in complexity from one level to the next is very gradual so that learners are able to experience success and remain motivated to continue reading.

Each level is defined by:

- ◆ the number of words or sentences
- ◆ the types and complexity of language structures and artwork
- ◆ the text features and the predictability of the text.

The levels will help you to match each learner to the correct level to build their vocabulary, grammatical understanding, confidence and enjoyment when reading.

My learners can't wait for the next book. They keep asking when they will get it. They get so excited.

Grade 1 teacher from a Western Cape primary school

The Home Language Readers include a **Starter level**, which consists of simple picture stories without words.

Core components





Readers

The fun-loving **Vuma** characters and local settings will engage your young learners with rich storytelling they can really relate to. The stories in the **Vuma** readers have all been carefully planned and written in the language in which they are published. In this way the natural patterns and rich expressions that are unique to each language have been captured.

Workbooks

Each of the **Vuma** Workbooks has a collection of black-and-white worksheets that provide focused and engaging activities related to the Readers. The Workbooks cover a variety of literacy tasks, including reading, writing, drawing, vocabulary development, sentence structure, phonemic awareness and phonics.



Teacher's Guides

The **Vuma** Teacher's Guides include resources and step-by-step help with reading instruction. They help you use the various components of the programme easily and effectively. A work plan shows you how to use the **Vuma** Readers and Workbooks in your classroom.

Readers

Take a look inside the Vuma Readers

The truly South African characters and local settings in **Vuma** will engage your young learners with rich storytelling they can really relate to, making learning to read an enjoyable activity they can fall in love with from the beginning.


Introducing the story

Look at the cover. Page through the book. Look at the pictures on all the pages. Think about these questions before you read the story:

1. Read the title on the front cover.
2. Look at the picture on the cover. What are the children doing? Where do you think the children are? What are the names of the children?
3. What are your favourite stories?

New words in this book

behind	book	chair	door	it
no	read	table	to	

Find the  on each page.

Each Reader begins with an introduction featuring **pre-reading questions** that introduce new concepts and stimulate learners to think about the topic.

The **New Words** table helps you introduce new words before you begin the story, so that learners focus on how the words are used in context and not on the words in isolation.

In Level 1-4 books, learners can find **hidden objects** on the pages. This fun element helps to develop visual discrimination skills and encourage learner engagement.

Keep your eyes open and find the hidden objects in this brochure.

Vuma English FAL Level 2 Reader



Vuma isiZulu Home Language Level 1 Reader

The rich artwork and entertaining South African storylines support decoding and understanding.

The storylines and language structures increase gradually in complexity from one level to the next.



Vuma Sepedi Home Language Level 6 Reader

Each Reader ends with **closed and open-ended questions** about the story to develop and assess learners' understanding and comprehension skills.

Extending the story

Answer these questions after you have read and understood the story.

1. (Look at page 4 and read the text.) Why do you think Zak puts the rats inside his shirt?
2. (Look at page 5.) Find these story characters in the picture: Zak, Auntie Sandra, Zak's uncle and Matti.
3. (Look at page 9 and read the text.) Have you ever eaten popcorn? Do you like it? Do you eat mealies?
4. (Look at page 11.) Can you see the rolls of paper? How many are there? Why are there this many?
5. (Look at page 14.) Point to where Zak wants his rats to run – from the beginning to the end.
6. (Look at page 17.) What is Matti doing? Why do you think she is doing this?
7. (Look at page 19 and read the text.) Why didn't Zak see Matti coming back into the shed?
8. (Look at page 23 and read the text.) Why was Matti happy that the apple fell onto the floor?
9. (Look at page 24 and read the text.) Why do you think Zak shouts at his rats?
10. (Look at page 32.) Where did Zak find his rats?
11. Why do you think they were asleep in the tyre?

Vuma English FAL Level 9 Reader

There are **148 Home Language Readers** and **112 English FAL Readers** divided into twelve levels.

Workbooks







Fun and engaging worksheets







The **Vuma** Workbooks give learners further reading practice to ensure that they develop essential reading skills, good sight vocabulary and appropriate phonic knowledge.

Book 9: Where is it going?
Worksheet 1

Words and initial sounds

Look at the pictures and colour in the correct words.
Write the words under the pictures. Look at the pictures and complete the sentences.





Amina is on the _____.

Lisa is in the _____.

People are on the _____.

English First Additional Language Book 9

Worksheet from an English FAL Level 5 Workbook

It is easy for learners to find the correct worksheet.

Instructions are short, clear and easy to find.



Boek 3: Praat met my
Werkvel 3.4

Rap en rym

Versier die mat met letters en kleur die prent in. Voltooi dan die sin onder die prent.

Ons gaan leer praat. Sommer op die d_____.

Afrikaans Viak 8 Boek 3: Praat met my

Worksheet from an Afrikaans Home Language Level 8 Workbook

The pages are designed to ensure learners have enough space to practise handwriting.

Fun artwork provides many opportunities for learners to colour in and practise fine motor skills.

Moeng wa rena
Mošome wa 1

Mongwalo

Ngwala godimo ga marontho.

legare	la
legapu	le
lebati	li
lesea	lo
leswielo	lu

Ngwala mantšu ao a latelago ka mothikitho.

legare _____

legapu _____

lebati _____

lesea _____

leswielo _____

Sepedi Legato la 1 Puku ya 3

Worksheet from a Sepedi Level 1 Workbook

Teaching tip

If you are using the minimum time for English FAL, you can use the Workbook worksheets as homework activities for your learners.

If you are using the maximum time, you can let learners complete the activities in class while you work with a small group doing Group Guided Reading.

Impacting reading outcomes

A comprehensive study* was conducted to compare the reading progress of learners using **Vuma** English First Additional Language with learners not using **Vuma**.

Developing a love for reading is a key aim of **Vuma**. The results of the study highlight the effectiveness of using the **Vuma** reading instruction programme in South African classrooms.

What teachers are telling us

I find [Vuma] excellent. It is working! ... with Vuma everything goes hand in hand and I can see learners changing each day, and they are interested in this Vuma way of doing things.

Grade 1 teacher from a KwaZulu-Natal primary school

Vuma supports reading for meaning. I can see a big difference if I take my Grade 2 class from last year, which didn't do Vuma in Grade 1, and this year Grade 2 kids that did Vuma... it's a big difference.

Grade 2 teacher from a Western Cape primary school

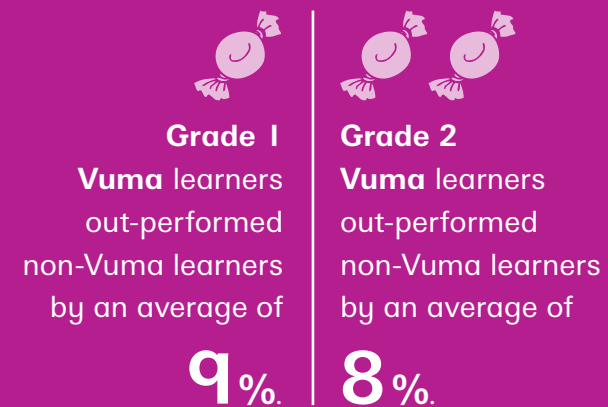


* Study conducted in 2016 at four schools and in 2017 at eight schools across KwaZulu-Natal and Western Cape.

Vuma in numbers

Learner performance

In 2016 and 2017, the study found that **Vuma** learners significantly **out-performed** non-Vuma learners.



Learner engagement

Vuma learners demonstrated high levels of engagement. Across the entire study period, overall **levels of engagement** ranged between

73–100%



Teacher experience

98% of teachers agree that **Vuma** is **easy to use**.

96% agree that **Vuma** increases productivity.

83% of teachers strongly agreed that **Vuma** **improves the quality** of their work.




Most teachers reported that children love the Vuma characters and stories, which made them want to read more.

Teacher's Guides

Teaching resources provide guidance

Given the important role that teachers play in shaping the learning experiences of children, we have designed the **Vuma** Programme to assist teachers in a real and practical way.



English FAL Level 1 Book 1 Lesson Plan




Word Card sheets that you can photocopy and cut out the individual words.

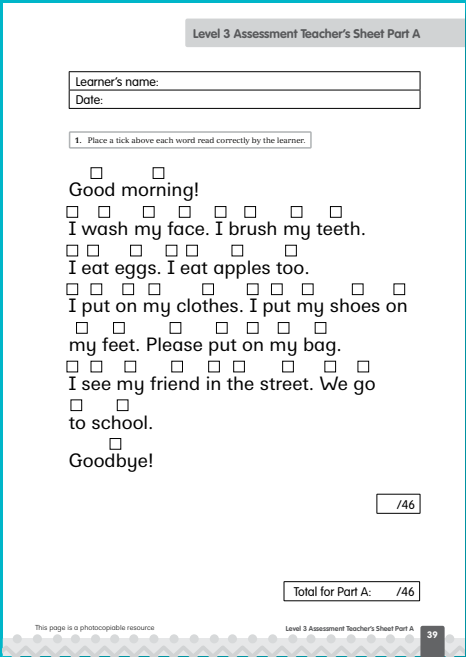


isiXhosa Home Language Level 5

Photocopiable Assessment Sheets and their corresponding Teacher's Sheets for each level accurately assess reading fluency and comprehension.



English FAL Level 3 Assessment: Learner's Sheet



English FAL Level 3 Assessment: Teacher's Sheet

Find out more about the **Vuma** Teacher's Starter Pack on **page 16**.


Additional Resources

Explore our additional resources

The **Vuma** Programme has a number of different components that work together to improve reading outcomes. Teachers can use the following additional resources to motivate and help children learn to read.

Big Books

The **Vuma** Big Books have the same text and illustrations as the Readers. The questions on the outside back cover can be used during Group Guided or Shared Reading lessons.



Alphabet Frieze

This is a great resource to help learners recognise the sounds that correspond with the letters in the alphabet.

Teacher training series

This collection of videos provides teachers with practical demonstrations of effective reading instruction, assessment and classroom management in South African classrooms.



Context Cards

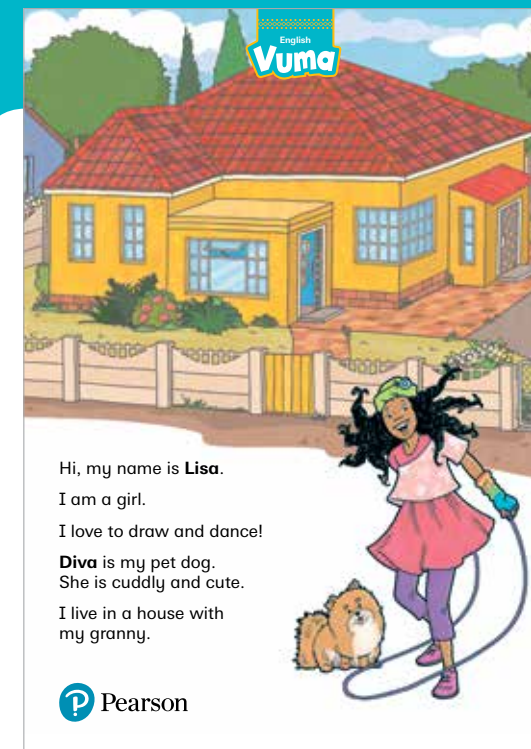
The **Vuma** Context Cards are the ideal resource for developing sight vocabulary. These double-sided cards feature the word, a drawing of the concept and a sentence.

Available for Levels 1-8

bee



The bee sat on the tree.



Posters

A set of 11 full-colour posters introduces the characters and their homes. Children can learn about, and relate to the diverse South African characters and home environments in a fun way.

Audio Stories

Narrated by professional South African storytellers, the **Vuma** Audio CDs include all the stories within a level. This resource has been developed to help with pronunciation and intonation.

Available for Levels 1-8 for English FAL and Levels 1-4 for Home Languages



Vuma Classroom Boxes

The **Vuma** Classroom Box is the perfect way to start your class on a **Vuma** reading adventure. Each Classroom Box includes resources for teachers, learners and the classroom.



Vuma Grade 1 Classroom Box

The Vuma Grade 1 (Level 1–4) Classroom Box includes:

- ◇ 1 x Teacher's Guide Introduction and 4-ring lever arch file
- ◇ Levels 1–4 Lesson Plans, Assessments and Photocopiables
- ◇ 1 x Teacher training DVD
- ◇ 11 x Colourful A3 **Vuma** Posters
- ◇ 10 x **Vuma** Readers for each of the four levels
- ◇ 1 x **Vuma** Big Book for each of the four levels
- ◇ Level 1–4 Audio Stories CDs
- ◇ Level 1–4 Context Card packs
- ◇ 1 x Alphabet Frieze
- ◇ 1 x Plastic box for easy storage

The **Vuma** English FAL Classroom Box (pictured opposite) includes 320 Readers and 32 Big Books.

A **Vuma** Home Language Classroom Box (not pictured) includes 640 Readers and 64 Big Books.

Vuma Grade 2 Classroom Box

The Vuma Grade 2 (Level 5–8) Classroom Box includes:

- ◇ Levels 5–8 Lesson Plans, Assessments and Photocopiables
- ◇ 10 x **Vuma** Readers for each of the four levels
- ◇ 1 x **Vuma** Big Book for each of the four levels
- ◇ Level 5–8 Audio Stories for English FAL
- ◇ Level 5–8 Context card packs
- ◇ 1 x Plastic box for easy storage

Vuma Grade 3 Classroom Box

The Vuma Grade 3 (Level 9–12) Classroom Box includes:

- ◇ Levels 9–12 Lesson Plans, Assessments and Photocopiables
- ◇ 10 x **Vuma** Readers for each of the four levels
- ◇ 1 x **Vuma** Big Book for each of the four levels
- ◇ 1 x Plastic box for easy storage

Yuma Classroom Packs

Start your reading adventure with one of our **Vuma** Classroom Packs. All our packs, including the Classroom Boxes, are available in Afrikaans, isiXhosa, isiZulu and Sepedi Home Languages, as well as English FAL.

Vuma Level 1–4 Teacher's Starter Pack

This pack provides teachers with a comprehensive guide on how to teach and assess reading for Levels 1–4.

The Pack includes the following:

- ◇ A Teacher's Guide Introduction and 4-ring lever arch file
- ◇ Lesson Plans, Assessments and Photocopiables for all four levels
- ◇ A teacher training DVD
- ◇ 11 colourful A3 **Vuma** Posters



Vuma English FAL
Teacher's Starter Pack



A selection of **Vuma** isiZulu
Home Language Readers

Vuma Reader Pack

Includes one of each Reader in a level.

Example:

The **Vuma** English FAL Level 3 pack contains 8 Level 3 Readers

The **Vuma** Afrikaans HL Level 1 pack contains 16 Level 1 Readers

Vuma Classroom Reader Set

Includes six of each Reader in a level.

Example:

Vuma isiZulu Home Language Level 1 Reader pack:
16 Readers x 6 copies = 96 Readers

Vuma Big Book Pack

Includes one of each Big Book in a level.

Example:

The **Vuma** Sepedi Level 2 Big Book pack contains 16 Big Books






Vuma provides comprehensive teacher support and guidance, making it a complete solution for teaching and assessing reading.

Contact us

T: 021 532 6008
E: pearsonza.enquiries@pearson.com

Learn more at
za.pearson.com

Teacher support at
www.classroomsolutions.co.za

 [pearsonclassroomsolutions](https://www.facebook.com/pearsonclassroomsolutions)



How many hidden objects did you find in this brochure?

Vuma

Who
is your
favourite?

Amina
Kabelo
Lebo
Lefa
Lisa
Lulu
Neli
Neo
Nina
Zak
Albert
Diva
Izak
Matti
Newton
Ninja